

# SAMOA

Ice cream cabinet with ventilated refrigeration and curved glass



SAMOA 140


Ice cream cabinet with ventilated refrigeration in an exclusive and modern design, represents the ideal way to sell gelato.

- Models available: 4, 6, 7, 9, 120, 140
- Climatic class 4+ (+95°F / 70% R.H.)
- Tempered curved glass
- Internal lighting
- Rear pivoting door
- Pan display and underneath pan storage is an option when using 5 lt pans
- Automatic defrost by hot gas
- Electronic control board
- 60 mm thick polyurethane insulation





Louvered front panels



Rear pivoting door system



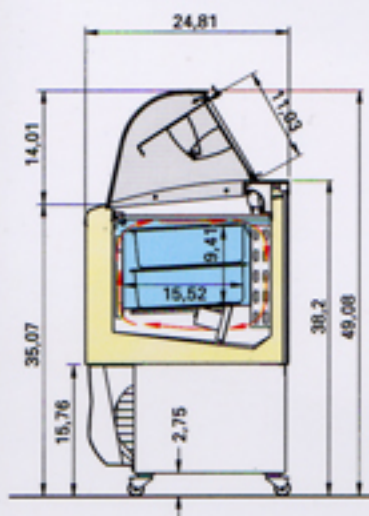
Scoop-washer



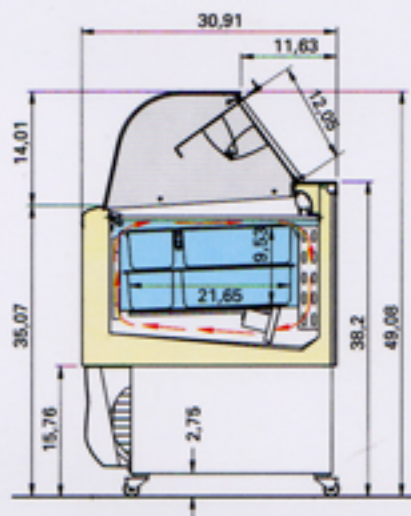
Cone holder

## Options

- Cone holder
- Scoop-washer with water tap and console
- S/S pan 4.75 lt
- S/S pan 5 lt
- Kit: pan supports, 4.75 lt



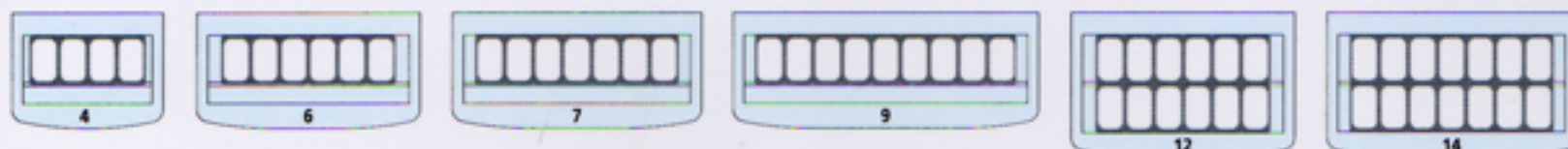
SAMOA 4, 6, 7, 9



SAMOA 120, 140

## Containers composition

0,167 cu. Ft



0,167 cu. Ft. (4,75 lt)



0,176 cu. Ft. (5 lt)

0,176 cu. Ft

## Technical features

	4	6	7	9	120	140
Dimensions inch.:						
Length	32.5	47.875	53.375	65.375	47.875	53.375
Depth	24.75	24.75	24.75	24.75	30.875	30.875
Height	49.125	49.125	49.125	49.125	49.125	49.125
Containers display capacity 0,167 cu. Ft	4	6	7	9	12	14
Containers display capacity 0,176 cu. Ft	4 (+4)	6 (+6)	7 (+7)	9 (+9)	9 (+9)	10 (+10)
Product temperature °F	-0.4 (-18°C) / 3.2 (-16°C)	-0.4 (-18°C) / 3.2 (-16°C)	-0.4 (-18°C) / 3.2 (-16°C)	-0.4 (-18°C) / 3.2 (-16°C)	-0.4 (-18°C) / 3.2 (-16°C)	-0.4 (-18°C) / 3.2 (-16°C)
Refrigeration	ventilated	ventilated	ventilated	ventilated	ventilated	ventilated
Defrosting	hot gas	hot gas	hot gas	hot gas	hot gas	hot gas
Climatic class N° / °F / % R.H.	4+ / 95 / 70	4+ / 95 / 70	4+ / 95 / 70	4+ / 95 / 70	4+ / 95 / 70	4+ / 95 / 70
Voltage / Hz / Phase	110 / 60 / 1	110 / 60 / 1	110 / 60 / 1	220 / 60 / 1	220 / 60 / 1	220 / 60 / 1
Electrical input (standard) W / A	700 / 10,0	780 / 10,2	780 / 10,2	950 / 4,9	880 / 4,8	950 / 4,9
Electrical input (defrosting) W / A	1550 / 14,5	1650 / 15,6	1650 / 15,6	2240 / 10,3	2100 / 10,3	2240 / 10,3
Net weight lbs	148 (67 kg)	218 (99 kg)	242 (110 kg)	298 (135 kg)	242 (110 kg)	298 (135 kg)